



**BLUE LAKE RANCHERIA  
RESILIENCY TRAINING & INNOVATION CENTER  
INFORMATION BULLETIN**



P.O. Box 428, Blue Lake, CA 95525  
(707) 668-5101 X1049

**MONTHLY TRAINING UPDATE: 3rd Quarter (Oct, Nov, Dec) 2023**

This informational bulletin produced to provide opportunity for resiliency training of many types at the Blue Lake Rancheria Resiliency Training & Innovation Center (RTIC), to strengthen preparedness, enhance effectiveness, and improve response levels, and to meet the needs of the overall community for resiliency.

**All training is free of charge, unless noted in the Bulletin.**  
*Travel and lodging costs are paid by the registering student.*

**Registration**

Default registration contact: [rtic@bluelakerancheria-nsn.gov](mailto:rtic@bluelakerancheria-nsn.gov)

Use registration email above if no link is provided for the training you wish to register for.

For questions or requests for more information please contact the Resiliency Training & Innovation Center;  
**Phone:** (707) 668-5101x1049 **Email:** [rtic@bluelakerancheria-nsn.gov](mailto:rtic@bluelakerancheria-nsn.gov)


***PLEASE NOTE: Course dates are subject to change without notice. Please utilize contact information above to confirm course before registering. Not all courses below have date confirmation. However, you are welcome to register with RTIC and when confirmed or cancelled you will be notified.***

**COVID-19 Precautions**



Courses will be held with student distancing and other precautions in place. All students are expected to:



1. withdraw if feeling unwell,
2. wear a mask when working closely with others, and
3. follow other precautions.

*Masks and hand sanitizer will be provided*

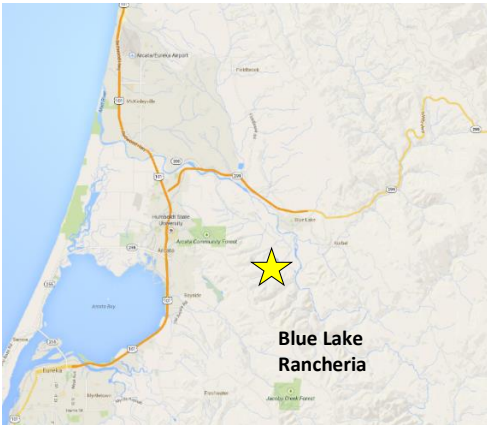
COURSE	DATE/LENGTH	DESCRIPTION	VENUE
<p><b>L0102</b> <b>Science of Disaster</b></p> 	<p><b>December 11-13, 2023</b> <b>(24 hours)</b></p>	<p>This course provides the participants with an overview of scientific principles and concepts that shape our increasingly dangerous world. The contents of the course include the following:</p> <ul style="list-style-type: none"> <li>• Introduction to Science of Disaster provides a definition and benefits of science.</li> <li>• Earth Science describes how the Earth’s design sets the stage for the world’s natural hazards including earthquakes, volcanic eruptions, tsunamis, and landslides/sinkholes.</li> <li>• Climatology describes the scientific basis of common atmospheric hazards including convective storms, tropical cyclones, and other hazardous weather.</li> </ul>	<p>Powers Creek Community Room at TJC</p> <p>To register, please visit <a href="https://training.fema.gov/generaladmissionsapplication/">https://training.fema.gov/generaladmissionsapplication/</a> and use coupon code below. You will need to re-register even if you were previously registered for the courses.</p> <p>Coupon Code: BL102</p>

		<ul style="list-style-type: none"> <li>• Chemical and biological basics identifies the scientific basis of chemical and biological threats.</li> <li>• Explosive, radiological, and nuclear fundamentals identifies the scientific basis of those threats.</li> </ul>	
<p><b>L0103 Planning: Emergency Operations</b></p> 	<p><b>December 14 &amp; 15, 2023 (16 hours)</b></p>	<p>This course is designed to give basic concepts and planning steps to those new to the field of emergency management so that they may apply planning discipline and skills to challenges in their jobs. The course content includes Emergency Management Planning doctrine and steps to take to accomplish writing plans and using them to deal with special events, which are common challenges for all jurisdictions. The content also derives from the Comprehensive Preparedness Guide 101, Developing and Maintaining State, Territorial, Tribal and Local Government Emergency Plans, and its six-step planning process and inclusive whole community philosophy. Likewise, doctrine from the Comprehensive Preparedness Guide 201, Threat and Hazard Identification and Risk Assessment (THIRA), is included in the course.</p>	<p>Powers Creek Community Room at TJC</p> <p>To register, please visit <a href="https://training.fema.gov/generaladmissionsapplication/">https://training.fema.gov/generaladmissionsapplication/</a> and use coupon code below. You will need to re-register even if you were previously registered for the courses.</p> <p>Coupon Code: BL103</p>
<p><b>AWR 148 Crisis Management for School-Based Incidents: Partnering Rural Law Enforcement, First Responders, and Local School Systems</b></p> 	<p><b>January 10 &amp; 11, 2024</b></p>	<p>This 8-hour, DHS/FEMA-certified, tuition-free course is designed to educate rural law enforcement personnel as well as school administrators and staff on the elements that would allow for an effective response to school-based emergencies. Schools in small, rural, and remote areas across the country account for almost 23 percent of the total student population (more than 11 million students). Rural schools, law enforcement, and other emergency responders are often limited in resources. It is imperative that all potentially affected parties collaborate on planning, preparing, communicating, responding, and recovering from a school-based incident.</p>	<p><b>To Register:</b> <b>Register</b> for a class by selecting a class date from the <b>Training Schedule</b>, click on the <b>Registration link above the course description</b> to access a registration form for that class.</p> <p><b>Link to Training Schedule:</b> <a href="https://ruraltraining.org/course/AWR-148-V/?scheduled=true&amp;id=10185">https://ruraltraining.org/course/AWR-148-V/?scheduled=true&amp;id=10185</a></p> <p>Scroll to bottom of page to register</p>

<p><b>MGT-403 V</b>  <b>Underserved Populations Preparedness Planning for Rural Responders and Volunteers</b></p> <p><b>Virtual Delivery</b></p> 	<p><b>February 7 &amp; 8, 2024</b></p>	<p>This eight-hour planning and management-level course is delivered in two 4-hour Zoom sessions. The course is designed to assist in preparing communities to meet the assistance and safety needs of older adults, and people with access and functional needs during a crisis event in rural communities using an approach with the Department of Homeland Security's (DHS) Whole Community initiative. Due to the expected diverse student population, general information regarding crisis planning and response (incident command system (ICS), National Incident Management System (NIMS), etc.) will be discussed, flowing into a narrower discussion regarding the needs and care issues of older adults. Included in the discussion are short- and long-term care, pet care, medication, and the need for durable medical equipment and healthcare. The issue of individuals from assisted living and nursing homes will be emphasized in lessons learned from various disasters.</p>	<p><b>To Register:</b>  <b>Register</b> for a class by selecting a class date from the <b>Training Schedule</b>, click on the <b>Registration link above the course description</b> to access a registration form for that class.</p> <p><b>Link to Training Schedule:</b>  <a href="https://ruraltraining.org/course/MGT-403-V/?scheduled=true&amp;id=10163">https://ruraltraining.org/course/MGT-403-V/?scheduled=true&amp;id=10163</a></p> <p>Scroll to the bottom of page to register</p>
<p><b>MGT-383 V</b>  <b>Emergency Operations Plans for Rural Jurisdictions</b></p> <p><b>Virtual Delivery</b></p> 	<p><b>February 21 &amp; 22, 2024</b></p>	<p>This 8-hour planning and management-level course, is delivered in two 4-hour Zoom sessions, and is designed to provide rural first responders with the knowledge and skills to develop an emergency operations plan (EOP) for their local jurisdiction or region. Participants are provided with knowledge on the planning process, the different types of emergency operations plan formats, and the components of each. Participants engage in scenarios that are designed to reinforce the lessons learned and to enable them to determine the best format for their particular jurisdiction and to organize the various planning components into an EOP</p>	<p><b>To Register:</b>  <b>Register</b> for a class by selecting a class date from the <b>Training Schedule</b>, click on the <b>Registration link above the course description</b> to access a registration form for that class.</p> <p><b>Link to Training Schedule:</b>  <a href="https://ruraltraining.org/course/mgt-383-v-emergency-operations-plans-for-rural-jurisdictions/?schedule=true&amp;id=10213">https://ruraltraining.org/course/mgt-383-v-emergency-operations-plans-for-rural-jurisdictions/?schedule=true&amp;id=10213</a></p> <p>Scroll to bottom of page to register</p>

<p><b>L0146</b> <b>CSTI Exercise Division</b></p> 	<p><b>March 5 &amp; 6, 2024</b> <b>(16 hours)</b></p>	<p>This is an intermediate course designed to provide a comprehensive overview of exercise program management, design, development, conduct, evaluation, and improvement planning along with practical skill development using HSEEP doctrine.</p>	<p>Powers Creek Community Room at TJC</p> <p>Register: <a href="https://caloes.org/K0146HSEEP-Mar2024">https://caloes.org/K0146HSEEP-Mar2024</a></p>
<p><b>Multi Casualty Incidents: Basic Ops Course</b></p> 	<p><b>April 3, 2024</b> <b>(8 hours)</b></p>	<p>This course introduces students to the principles every EMS and rescue responder should understand for effective MCI response. It is appropriate for all levels of experience. Upon successful completion of the course, the student will be able to describe or explain:</p> <ul style="list-style-type: none"> <li>~How MCI operations differ from routine or disaster response</li> <li>~Terms and roles common to MCI operations</li> <li>~MCI scene and response organization</li> <li>~Multi-casualty triage: START or SALT, depending on state or local preference</li> <li>~Duties and responsibilities of key Medical Group positions and units</li> <li>~Prioritization and organization of patient transportation</li> <li>~MCI control of major hemorrhage</li> <li>~Common errors in MCI operations</li> </ul>	<p>Powers Creek Community Room at TJC</p> <p>Register: <a href="https://www.bluelakerancheria-nsn.gov/events/multi-casualty-incidents-basic-ops-course/">https://www.bluelakerancheria-nsn.gov/events/multi-casualty-incidents-basic-ops-course/</a></p>

## Map to Blue Lake Rancheria Resiliency Training & Innovation Center



**Blue Lake Rancheria  
Resiliency Training &  
Innovation Center (RTIC)**

Blue Lake Rancheria,  
California 95525

**DIRECTIONS:** The Blue Lake Rancheria RTIC is located in Humboldt County, California on State Route 299 east. Take the Blue Lake Exit (Exit 5) onto Blue Lake Blvd. Turn right at the round-about and follow Chartin Road straight into the Blue Lake Rancheria.

**Sapphire Palace Event Center:** 777 Casino Way. Enter main entrance of Blue Lake Rancheria and stay to the right. Use casino general parking area. After you go through the main casino door, go left. The entrance to the Sapphire Palace is to the right of the Redwood Rewards Club.

**Tribal Justice Center (TJC):** 1 Aiyekwee Loop. Enter main entrance Blue Lake Rancheria. Take Batwot Drive past gas station and continue through to Rancheria Road. Turn right at Rancheria Road through the open chain link gate. Straight ahead to the new Tribal Justice Center on right, near fire department (blue metal building). Entrance on north side of building where electric car chargers are.

**Power’s Creek Community Room:** The Power’s Creek Community Room is located on the first floor of the TJC. Please enter through the main entrance on the North side of the building. From the foyer, the front desk attendant will let you into the main building and provide directions to access the Power’s Creek Community Room.



777 Casino Way, Blue Lake, CA 95525  
(707) 668-9770  
(877) 252-2946

[www.bluelakecasino.com](http://www.bluelakecasino.com)

### Three dining experiences to choose from:

Eatery	Description	Hours
Alice’s	Alice’s is Blue Lake Casino’s full service restaurant. At Alice’s we believe in providing quality and source fresh, local, organic ingredients. You will leave both satisfied and hungry to return.	Breakfast: 7:00am – 11:30am Mon – Sat Lunch/Dinner: 11:30am – 9:00pm Mon – Sat Sunday Brunch: 7:00am – 2:00pm
Sushi Blue	Our sushi chef has over 20 years of experience rolling sushi and trained under a third generation sushi master for 10 years. Sourcing quality ingredients, makes every experience at Shushi Blue unique and delicious.	5:00pm – 9:00pm Tues – Thurs 5:00pm – 10:00pm Fri & Sat
Wave Lounge	Wave Lounge has a pub menu filled with unique treats and bar fare favorites.	2:00pm – 9:00pm daily